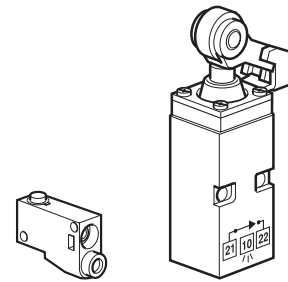


PXC Limit Switches



- High durability
- Very good repeat accuracy
- Design for process duty cycle
- Push-in or threaded connection
- Versatile and easily maintained
- Wide range of bodysize and actuator style



Specification

Material

Valve body	Zinc alloy
Poppets	Polyurethane
Seals	Nitrile



Operating information

Working pressure: PXC-M111, PXC-M121, PXC-M521, PXC-M601, PXC-J: 3-8 bar PXC-K: 3-9 bar		Flow: (acc. to ISO 6358)	Qmax=	PXC-M111 60	PXC-M121 85	PXC-M521/ PXC-M601 250 l/s
Working temperature	-15 °C to +60 °C	Flow: (acc. to ISO 6358)	Qmax=	PXC-K 210	PXC-J 210 l/s	



3/2 miniatures limit switches

With Ø4 mm Push-in connections (M5 on request)


Bore Ø1,5 mm, flow 60 NI/min

Symbol	Actuator	Return	Operating forces at 6 bar, N	Weight Kg	Order code	D
	Steel plunger	Spring	11	0,030	PXC-M111	1
	Plastic roller lever			0,008	PXC-Z11	1
	Plastic roller lever, one way trip			0,008	PXC-Z12	1

Bore Ø1,5 mm, flow 85 NI/min

Symbol	Actuator	Return	Operating forces at 6 bar, N	Weight Kg	Order code	D
	Plastic roller	Spring	4,5	0,040	PXC-M121	1
	Steel roller	Spring	4,5	0,045	PXC-M131	1

Bore Ø2,5 mm, flow 250 NI/min



Symbol	Actuator	Return	Operating forces at 6 bar, N	Weight Kg	Order code	D
	Plastic roller	Spring	7	0,060	PXC-M521	1





3/2 compact limit switches

With Ø4 mm Push-in connections
with pipeable exhaust port

Bore Ø2,5 mm, flow 250 NI/min

With plunger head

Symbol	Actuator	Return	Operating forces at 6 bar, N	Weight Kg	Order code	D
	Steel plunger	Spring	24	0,150	PXC-M601A110	1
	Stainless steel retractable roller lever		-	0,080	XCM-Z24	3

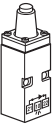


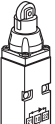


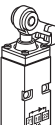


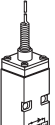


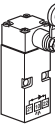


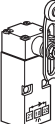


	Symbol	Actuator	Return	Operating forces at 6 bar, N	Weight Kg	Order code	D
		Steel roller plunger	Spring	24	0,160	PXC-M601A102	1
		90° steel roller plunger	Spring	24	0,160	PXC-M601A103	1

3/2 limit switches “K series”

With Ø4 mm Push-in connections
with pipeable exhaust port
snap action and low operating force

Bore Ø3 mm

With plunger

	Symbol	Actuator	Return	Operating forces at 6 bar	Weight Kg	Order code	D
		Steel plunger	Spring	16 N	0,270	PXC-K21101	3
		Steel plunger	Spring	16 N	0,270	PXC-K22101	3
		Steel roller plunger	Spring	16 N	0,310	PXC-K21102	3
		Steel roller plunger	Spring	16 N	0,310	PXC-K22102	3
		Plastic roller plunger	Spring	16 N	0,320	PXC-K21121	3
		Plastic roller plunger	Spring	16 N	0,320	PXC-K22121	3
		Whisker	Spring	0,05 Nm	0,270	PXC-K21106	3
		Whisker	Spring	0,05 Nm	0,270	PXC-K22106	3
		Plastic roller lever *	Spring	0,21 Nm	0,360	PXC-K2110531	3
		Plastic roller lever *	Spring	0,21 Nm	0,360	PXC-K2210531	3
		Adjustable lever with Delrin roller *	Spring	0,21 Nm	0,360	PXC-K2110541	3
		Adjustable lever with Delrin roller	Spring	0,21 Nm	0,360	PXC-K2210541	3




* Direction of actuation can be set as required
 - from right and left
 - from right
 - from left

3/2 limit switches “K series”

Separate components, exhaust silencer see page 755

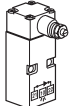


Bore Ø3 mm


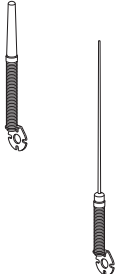
Pneumatic switch bodies, for use in association with all **ZCK-D..** series operating heads

	Symbol	Actuator	Return	Operating forces at 6 bar, N	Weight Kg	Order code	D
		-	-	16	0,320	PXC-K211	1
		-	-	16	0,320	PXC-K221	1

Pneumatic switch bodies with rotary heads
Direction of actuation can be set as required:

- From right and left
- From right
- From left

	Symbol	Actuator	Return	Operating forces at 6 bar, Nm	Weight Kg	Order code	D
		Rotary head	Spring	0,21	0,340	PXC-K21105	3
		Rotary head	Spring	0,21	0,340	PXC-K22105	3


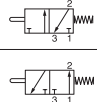
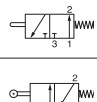

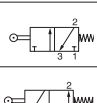
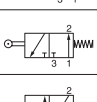

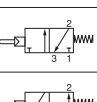
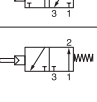
		Actuator	Weight Kg	Order code	D
Rod		Ø3 mm fibre glass	0,025	ZCK-Y55	3
		Square steel 3 mm	0,025	ZCK-Y54	3
Spring rod		Plastic	0,010	ZCK-Y81	3
		Metal	0,030	ZCK-Y91	3

3/2 limit switches “J series”

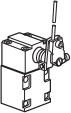
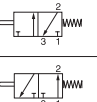
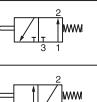
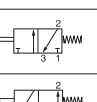

With **Ø4 mm Push-in connections** (M5 or G1/8 on request)
 With pipeable exhaust port, exhaust silencer see page 755
 Snap action and low operating force

Bore Ø3 mm

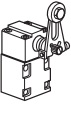
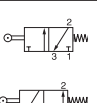
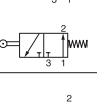
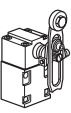
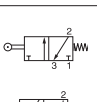
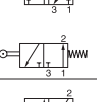
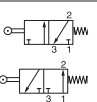
With plunger head

	Symbol	Actuator	Return	Operating forces at 6 bar, N	Weight Kg	Order code	D
		Steel plunger	Spring	16	0,515	PXC-J11161	3
		Steel plunger	Spring	16	0,515	PXC-J12161	3
		Steel roller plunger	Spring	16	0,525	PXC-J11162	3
		Steel roller plunger	Spring	16	0,525	PXC-J12162	3
		Whisker	Spring	16	0,510	PXC-J11170	3
		Whisker	Spring	16	0,510	PXC-J12170	3

With rotary head and operating lever

	Symbol	Actuator	Direction of actuation	Return	Operating forces at 6 bar, Nm	Weight Kg	Order code	D
		Rigid rod	Right AND left	Spring	0,05	0,570	PXC-J1110151	3
		Rigid rod	Right AND left	Spring	0,05	0,570	PXC-J1210151	3
		Rigid rod	Right OR left	Spring	0,05	0,570	PXC-J1110551	3
		Rigid rod	Right OR left	Spring	0,05	0,570	PXC-J1210551	3

With rotary head and operating lever

	Symbol	Actuator	Direction of actuation	Return	Operating forces at 6 bar, Nm	Weight Kg	Order code	D
		Delrin roller lever	Right AND left	Spring	0,25	0,565	PXC-J1110111	3
	Spring			0,25	0,565	PXC-J1210111	3	
		Delrin roller lever	Right OR left	Spring	0,25	0,565	PXC-J1110511	3
				Spring	0,25	0,565	PXC-J1210511	3
		Variable length lever with thermoplastic roller	Right AND left	Spring	0,25	0,580	PXC-J1110131	3
				Spring	0,25	0,580	PXC-J1210131	3
		Variable length lever with thermoplastic roller	Right OR left	Spring	0,25	0,580	PXC-J1110531	3
				Spring	0,25	0,580	PXC-J1210531	3










3/2 limit switches “J series”

With G1/8 connection

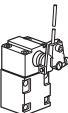




With pipeable exhaust port, exhaust silencer see page 755
Snap action and low operating force

Bore Ø3 mm

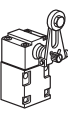




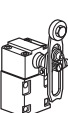




With plunger head

	Symbol	Actuator	Return	Operating forces at 6 bar, N	Weight Kg	Order code	D
		Steel plunger	Spring	16	0,515	PXC-J11861	3
		Steel plunger	Spring	16	0,515	PXC-J12861	3
		Steel roller plunger	Spring	16	0,525	PXC-J11862	3
		Steel roller plunger	Spring	16	0,525	PXC-J12862	3
		Whisker	Spring	16	0,510	PXC-J11870	3
		Whisker	Spring	16	0,510	PXC-J12870	3

With rotary head and operating lever

	Symbol	Actuator	Direction of actuation	Return	Operating forces at 6 bar, Nm	Weight Kg	Order code	D
		Rigid rod	Right AND left	Spring	0,05	0,570	PXC-J1180151	3
		Rigid rod	Right AND left	Spring	0,05	0,570	PXC-J1280151	3
		Rigid rod	Right OR left	Spring	0,05	0,570	PXC-J1180551	3
		Rigid rod	Right OR left	Spring	0,05	0,570	PXC-J1280551	3

With rotary head and operating lever

	Symbol	Actuator	Direction of actuation	Return	Operating forces at 6 bar, Nm	Weight Kg	Order code	D
		Delrin roller lever	Right AND left	Spring	0,25	0,565	PXC-J1180111	3
				Spring	0,25	0,565	PXC-J1280111	3
		Delrin roller lever	Right OR left	Spring	0,25	0,565	PXC-J1180511	3
				Spring	0,25	0,565	PXC-J1280511	3
		Variable length lever with thermoplastic roller	Right AND left	Spring	0,25	0,580	PXC-J1180131	3
				Spring	0,25	0,580	PXC-J1280131	3
		Variable length lever with thermoplastic roller	Right OR left	Spring	0,25	0,580	PXC-J1180531	3
				Spring	0,25	0,580	PXC-J1280531	3

3/2 limit switches “J series”




With Ø4 mm Push-in connections






Sub-assemblies, exhaust silencer see page 755





Bore Ø3 mm

Pneumatic switch bodies*

For use in association with all **ZC2-JC** operating heads

Symbol	Actuator	Return	Operating forces at 6 bar, N	Weight Kg	Order code	D	
		-	Spring	16	0,320	PXC-J111	1
		-	Spring	16	0,320	PXC-J121	1

Symbol	Actuator	Direction of actuation	Return	Operating forces at 6 bar, Nm	Weight Kg	Order code	D	
		-	Right AND left	Spring	0,05	0,535	PXC-J11101	3
		-	Right AND left	Spring	0,05	0,535	PXC-J12101	3
		-	Right OR left	Spring	0,05	0,535	PXC-J11105	3
		-	Right OR left	Spring	0,05	0,535	PXC-J12105	3

Actuator	Weight Kg	Order code	D
 Steel roller lever	0,040	ZC2-JY13	3
 Spring plastic rod	0,040	ZC2-JY81	3
 Spring metal rod	0,040	ZC2-JY91	3
 Variable length lever with delrin roller	0,050	ZC2-JY41	3

* The switch bodies are available with G1/8 threaded connection.
Replace the 3rd digit in the reference by 8. Example PXC-J11861

3/2 limit switches “J series”



With G1/8 connection





Sub-assemblies, exhaust silencer see page 755





Bore Ø3 mm

Pneumatic switch bodies*

For use in association with all **ZC2-JC** operating heads

Symbol	Actuator	Return	Operating forces at 6 bar, N	Weight Kg	Order code	D
	-		16	0,320	PXC-J118	1
	-		16	0,320	PXC-J128	3

Symbol	Actuator	Direction of actuation	Return	Operating forces at 6 bar, Nm	Weight Kg	Order code	D
	-	Right AND left	Spring	0,05	0,535	PXC-J11801	3
	-	Right AND left	Spring	0,05	0,535	PXC-J12801	3
	-	Right OR left	Spring	0,05	0,535	PXC-J11805	3
	-	Right OR left	Spring	0,05	0,535	PXC-J12805	3

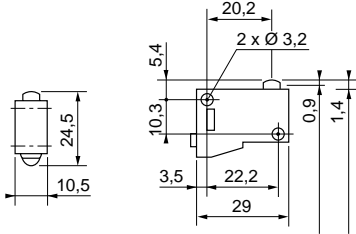
	Actuator	Weight Kg	Order code	D
	Steel roller lever	0,040	ZC2-JY13	3
	Spring plastic rod	0,040	ZC2-JY81	3
	Spring metal rod	0,040	ZC2-JY91	3
	Variable length lever with delrin roller	0,050	ZC2-JY41	3

Dimensions, Limit switches, Series PXC

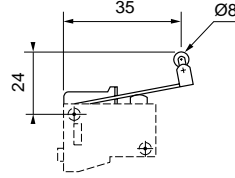
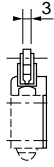
All dimensions in mm unless otherwise stated

3/2 miniature limit switches

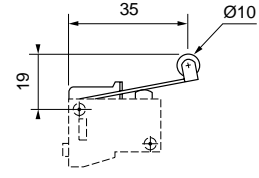
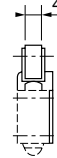
PXC-M111



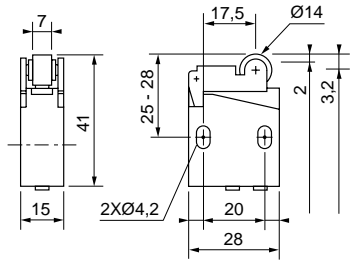
PXC-Z12



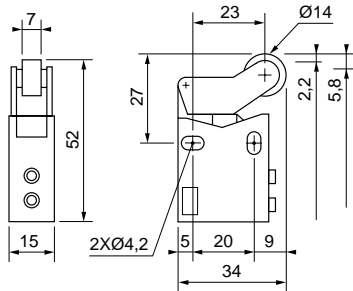
PXC-Z11



PXC-M121 - PXC-M131

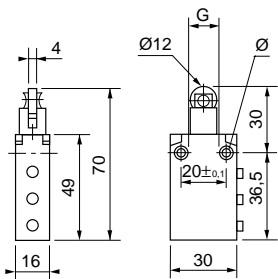


PXC-M521

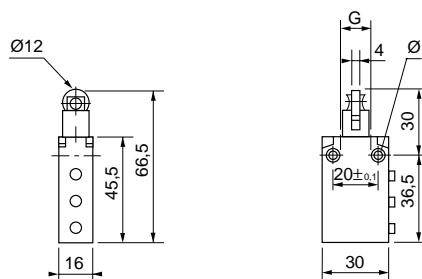


3/2 compact limit switches

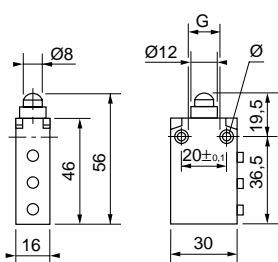
PXC-M601A102



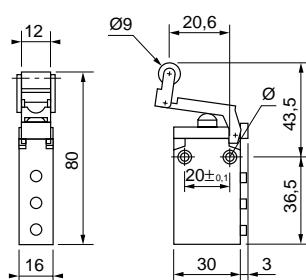
PXC-M601A103



PXC-M601A110

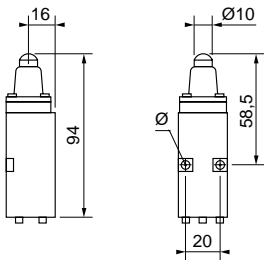


PXC-M601A102+XCM-Z24

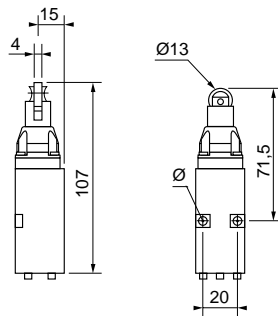


With plunger heads

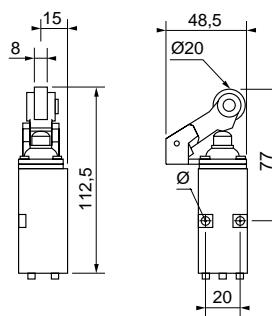
PXC-K21101, PXC-K22101



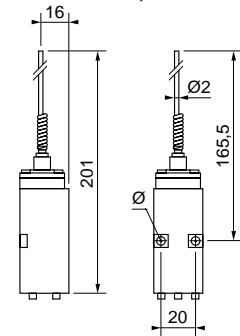
PXC-K21102, PXC-K22102



PXC-K21121, PXC-K22121

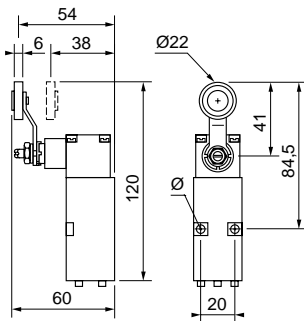


PXC-K21106, PXC-K22106

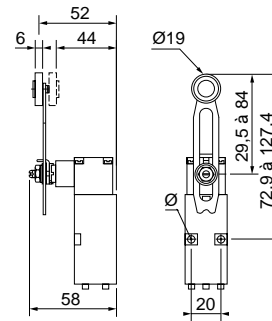


With rotary heads and operating levers

PXC-K21110531, PXC-K2210531



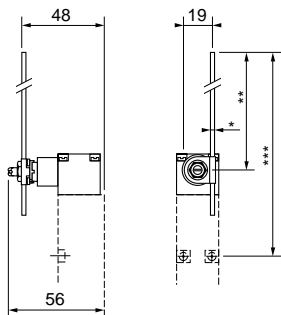
PXC-K21110541, PXC-K2210541



Ø=2 holes Ø5,2 mm

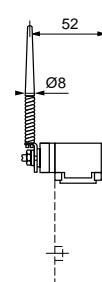
With rotary heads and operating levers

ZCK-Y54, ZCK-Y55

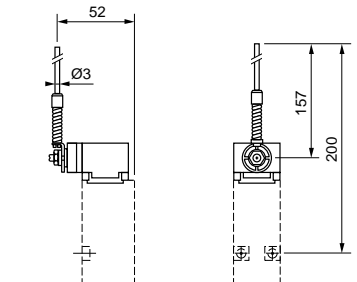


	ZCK-Y55	ZCK-Y54
*	Ø3	Ø3
**	11 to 115	11 to 115
***	53 to 158	53 to 158

ZCK-Y81

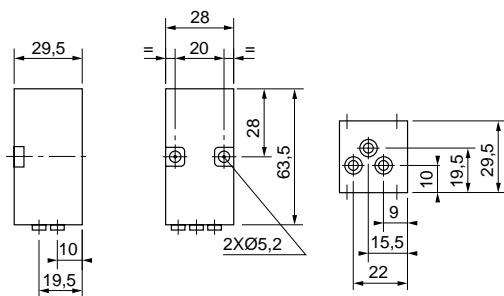


ZCK-Y91



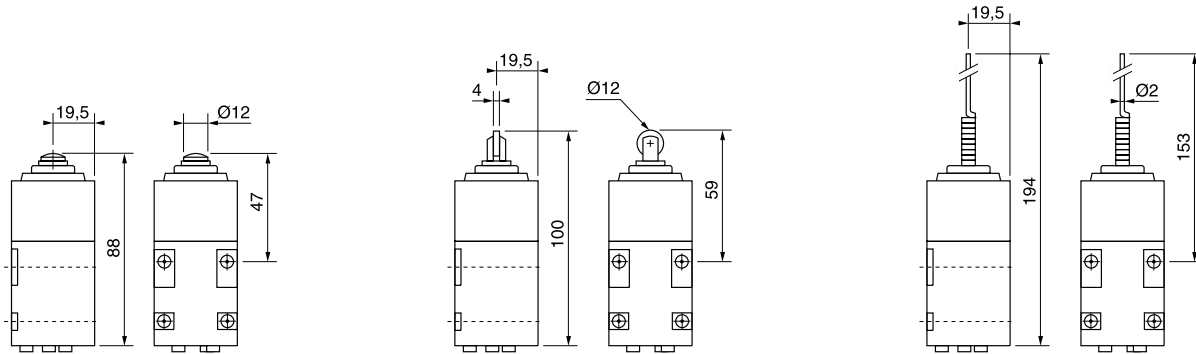
Pneumatic switch bodies

PXC-K211, PXC-K221



With plunger heads

PXC-J11161, PXC-J12161 PXC-J11162, PXC-J12162 PXC-J11170, PXC-J12170

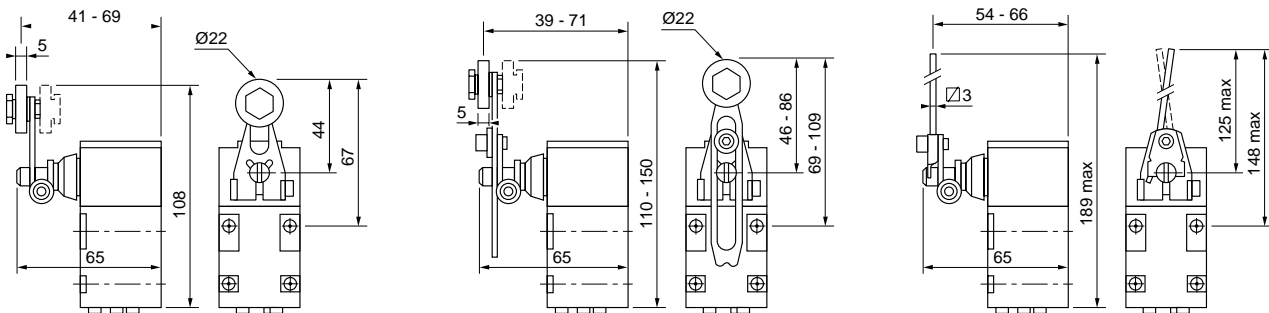


With rotary heads and operating levers

PXC-J1110111, J1210111, J1110511, J1210511

PXC-J1110131, J1210131, J1110531, J1210531

PXC-J1110151, J1210151, J1110551, J1210551

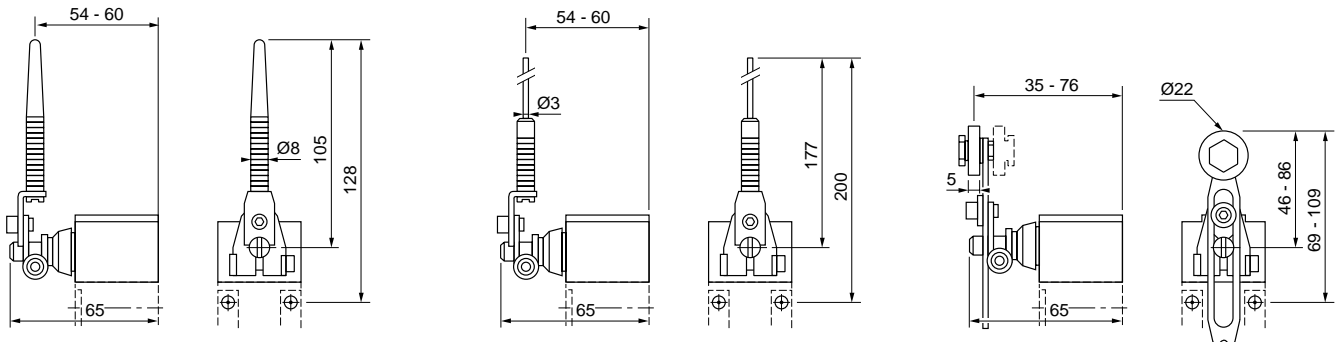


With rotary heads and operating levers

ZC2-JY81

ZC2-JY91

ZC2-JY41



Pneumatic switch bodies

PXC-J111, PXC-J121

